



lumini Solucoes em Iluminacao LTDA
www.lumini.com.br
Email:laboratorio@lumini.com.br
Tel:+55 11 3437-5555 Fax:+55 11 3437-5555
Address:Rua Ferreira Viana, 716 - Socorro - São Paulo/SP

LumCAT:

Luminaire: downled md r serie 2 c

LampCAT: modulo led 21W 3000K irc 90

Ballast type: led driver 700mA

Report No:

Voltage(V): 221.0000

Test No:

Current(A): 0.1260

Number of Lamps: 1

Power (W): 24.6000

Lamp flux(lm): 3025.0

PF: 0.8800

Length(mm): 125

Width(mm): 125

Phm Type: C

Height(mm): 0

Photometric Results

Lumens(lm): 2161.79, Efficiency(%): 71.46% , Luminous Efficacy(lm/W): 87.88

Central intensity(cd): 1880.059, Maximum intensity(cd): 1930.038

Angle of maximum intensity: C=0.0 γ =13.0

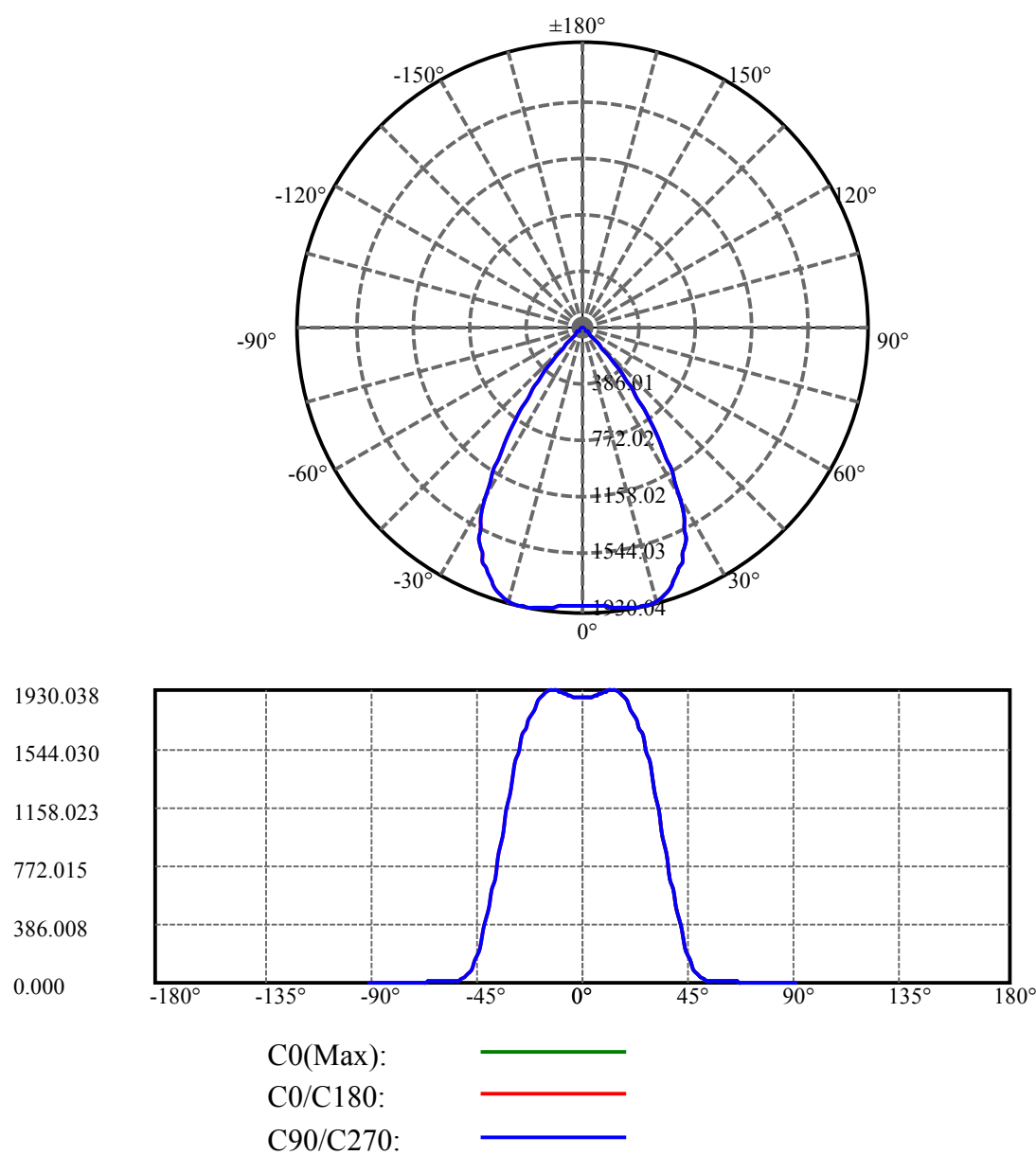
Beam angle of C0 plane : 68.33

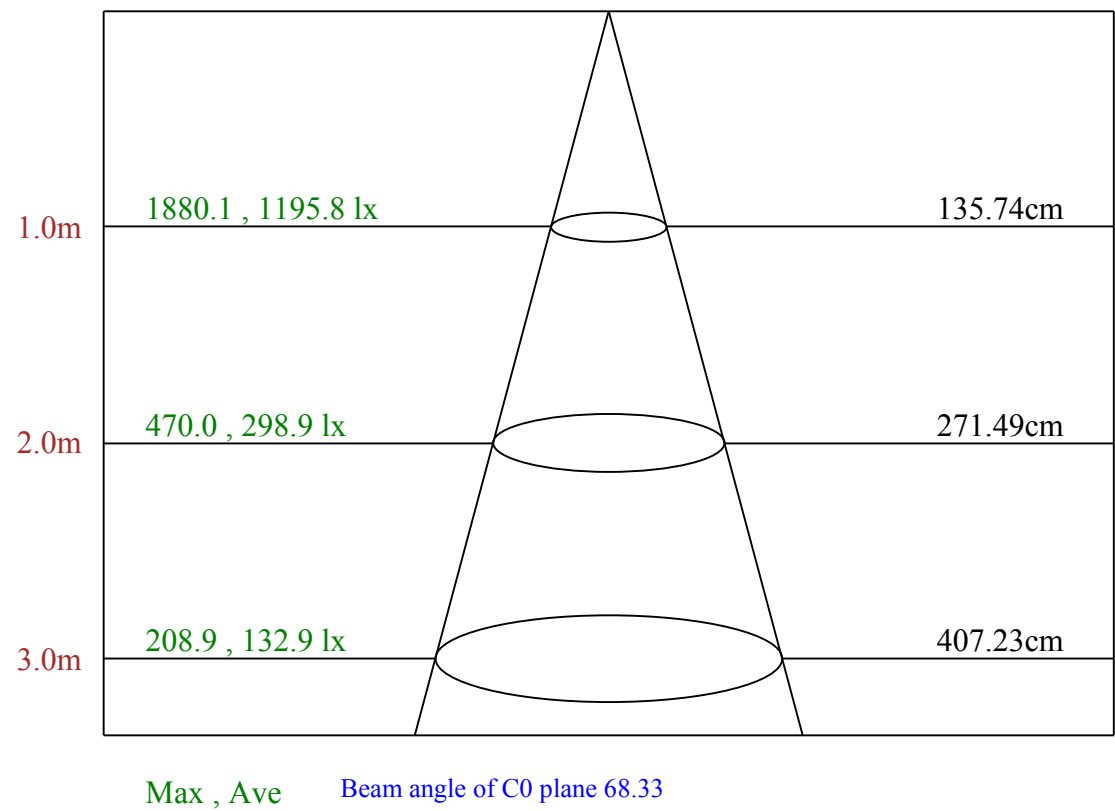
Aveage BeamAngle(IEC 61341):68.33

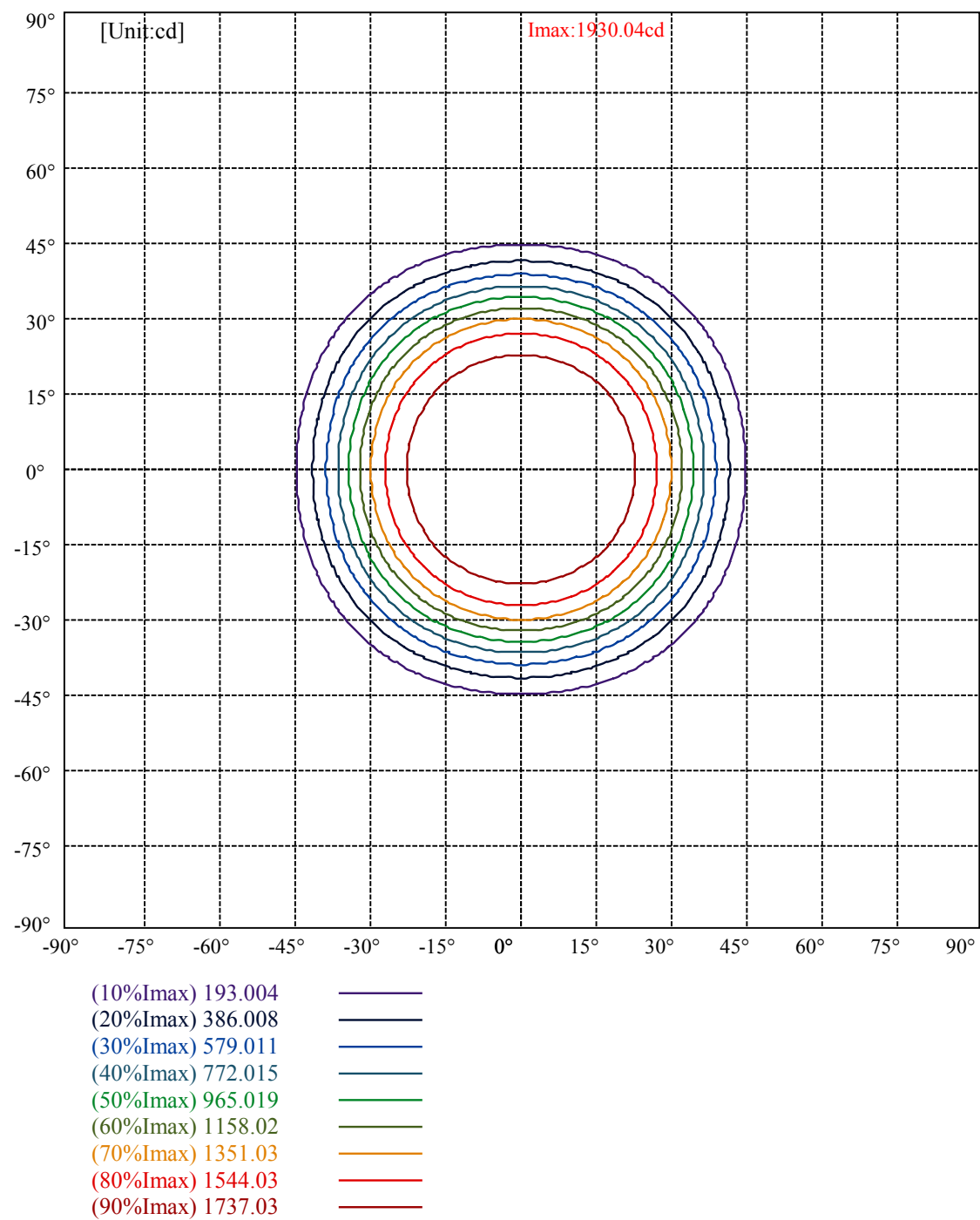
Equipment: equipamento lumini
Temperature(°C): 25.0

Date: 1/19/2024
Humidity(%): 55.0%

Operator: 01
Distance(m): 6.90







Luminance Limiting Curve(no luminous side)

Appendix Page: 5 Total:6

Luminance Table

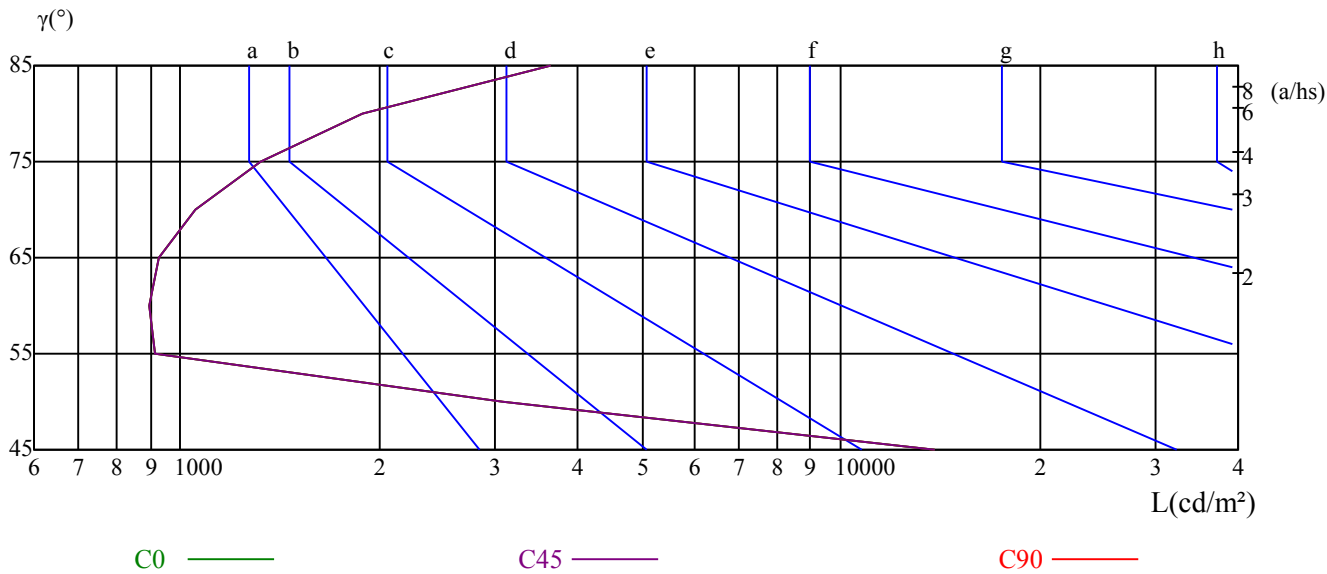
γ	45	50	55	60	65	70	75	80	85
C0	13910	3078	913	898	928	1051	1319	1882	3636
C45	13910	3078	913	898	928	1051	1319	1882	3636
C90	13910	3078	913	898	928	1051	1319	1882	3636

L(Hor)(65)	L(Ver)(65)	L45(65)	L(Hor)(75)	L(Ver)(75)	L45(75)	L(Hor)(85)	L(Ver)(85)	L45(85)
928	928	928	1319	1319	1319	3636	3636	3636

Glare Table

Glare	Quality	Service Values Illuminance(lx)							
1.15	A	2000	1000	500	<=300				
1.5	B		2000	1000	500	<=300			
1.85	C			2000	1000	500	<=300		
2.2	D				2000	1000	500	<=300	
2.55	E					2000	1000	500	<=300
		a	b	c	d	e	f	g	h

Luminance Limiting Curve



Illumination assessment according UGR											
Rf of Ceiling	70	70	50	50	30	70	70	50	50	30	
Rf of Wall	50	30	50	30	30	50	30	50	30	30	
Rf of Floor	20	20	20	20	20	20	20	20	20	20	
Room dimensions		Viewed crosswise					Viewed endwise				
X	Y										
2H	2H	20.33	21.32	20.70	21.63	21.95	19.88	20.86	20.24	21.18	21.49
	3H	20.14	21.01	20.52	21.35	21.69	19.68	20.56	20.07	20.89	21.24
	4H	20.04	20.85	20.44	21.20	21.57	19.59	20.39	19.99	20.75	21.12
	6H	19.97	20.70	20.38	21.08	21.48	19.52	20.25	19.94	20.63	21.03
	8H	19.90	20.61	20.33	20.99	21.40	19.46	20.16	19.88	20.55	20.95
	12H	19.86	20.52	20.28	20.92	21.34	19.41	20.08	19.84	20.47	20.89
4H	2H	20.03	20.83	20.43	21.19	21.55	19.57	20.38	19.97	20.73	21.10
	3H	19.79	20.46	20.22	20.86	21.28	19.34	20.01	19.77	20.41	20.83
	4H	19.73	20.31	20.17	20.73	21.18	19.28	19.86	19.72	20.28	20.73
	6H	19.62	20.13	20.09	20.58	21.03	19.17	19.68	19.64	20.13	20.59
	8H	19.58	20.06	20.07	20.51	20.99	19.14	19.61	19.63	20.07	20.55
	12H	19.57	20.01	20.06	20.46	20.98	19.14	19.57	19.63	20.03	20.55
8H	4H	19.53	20.01	20.02	20.47	20.94	19.09	19.56	19.57	20.02	20.49
	6H	19.42	19.81	19.93	20.29	20.80	18.98	19.37	19.49	19.85	20.36
	8H	19.45	19.77	19.98	20.30	20.79	19.01	19.34	19.55	19.86	20.36
	12H	19.47	19.72	20.01	20.24	20.76	19.04	19.30	19.59	19.81	20.34
12H	4H	19.48	19.92	19.97	20.37	20.89	19.04	19.47	19.53	19.93	20.45
	6H	19.41	19.74	19.95	20.26	20.76	18.97	19.30	19.51	19.82	20.32
	8H	19.41	19.66	19.95	20.18	20.70	18.98	19.23	19.52	19.75	20.27
Variation with the observer position at spacings:											
S = 1.0H		4.7/-14.5					4.7/-14.5				
S = 1.5H		7.4/-12.4					7.4/-12.4				
S = 2.0H		9.3/-10.8					9.3/-10.8				
Standard tables:		BK0					BK0				
Uncorrected UGR		0.1					0.1				

依据CIE Publ. 117 计算 UGR, S/H = 0.25